



4K HDMI Extender, HDBaseT™



Manual
DS-55500

Important safety notice

Please read below safety instructions carefully before installation and operation:

- Please pay attention to all the warnings and hints on this device.
- Do not expose this unit to rain, moisture and liquid.
- Do not put any stuff into the device.
- Do not repair or open this device without professional people's guidance.
- Make sure good ventilation openings to avoid product overheating damage.
- Shut off power and make sure environment is safe before installation.
- Do not plug-in/out the connected cables when it is in using.
- Make sure the specification matched if using 3rd party DC adapters.

1. Introduction

This HDBaseT™ single network cable extender transmits HDMI signal up to 70 meters over cat6 fluently and clearly. It is lossless in signal and supports 3D, 24 bits deep color, 4Kx2K, CEC and HDCP.

2. Features

- Apply HDBaseT™ extend technology
- Uncompressed HDMI video signal
- Support full HD 1080p@60Hz, 3D, 4Kx2K
- Extend 1080p signal over cat6a up to 70 meters
- Support bi-directional IR pass back
- Support HDCP, CEC, 24 deep color
- Support uncompressed LPCM audio and compressed DTS-HD, Dolby True HD can be powered by network cable. It only needs to input 12V power for either transmitter or receiver for normal working

3. Package contents

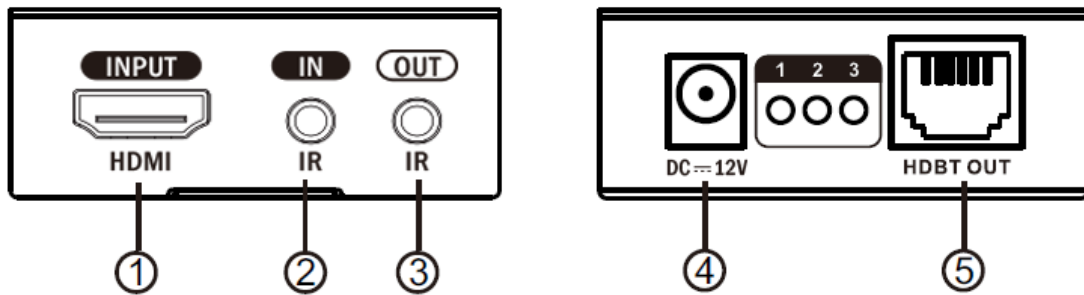
- HDMI to HDBaseT™ TX, sender x 1
- HDBaseT™ to HDMI RX, receiver x 1
- DC12V/2A x 1
- IR blaster extension cable x 1
- IR receiver extension cable x 1
- User manual x 1
- Mounting bracket x 1

4. Installation Requirements

- **HDMI source devices:**
With HDMI OUTPUT interface, DVD, PS3, STB, PC etc.
- **Display devices:**
With HDMI INPUT port, SDTV, HDTV, projector
- **Network cables:**
UTP/STP Cat5e/Cat6/Cat6A/Cat7 network cables are following the standard of IEEE-568B.

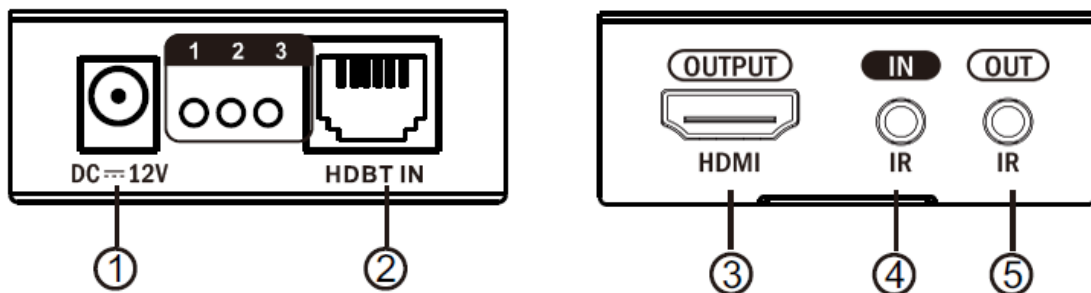
5. Panel description

5.1. HDMI to HDBaseT™ TX Sender



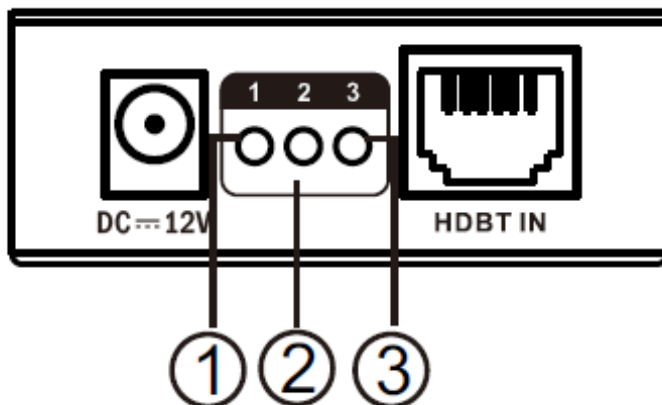
- ① HDMI IN: HDMI signal input to connect with HDMI source device.
- ② IR IN: IR signal input to connect with IR receiver extension cable.
- ③ IR OUT: IR signal output to connect with IR blaster extension cable.
- ④ DC12V: Power input
- ⑤ HDBaseT™: HDBaseT™ signal output

5.2. HDBaseT™ to HDMI RX Receiver



- ① DC12V: Power input
- ② HDBaseT™: HDBaseT™ signal input
- ③ HDMI OUTPUT: HDMI signal output to connect with HDMI display device.
- ④ IR IN: IR signal input to connect with IR receiver extension cable.
- ⑤ IR OUT: IR signal output to connect with IR blaster extension cable.

5.3. LED indicators working status



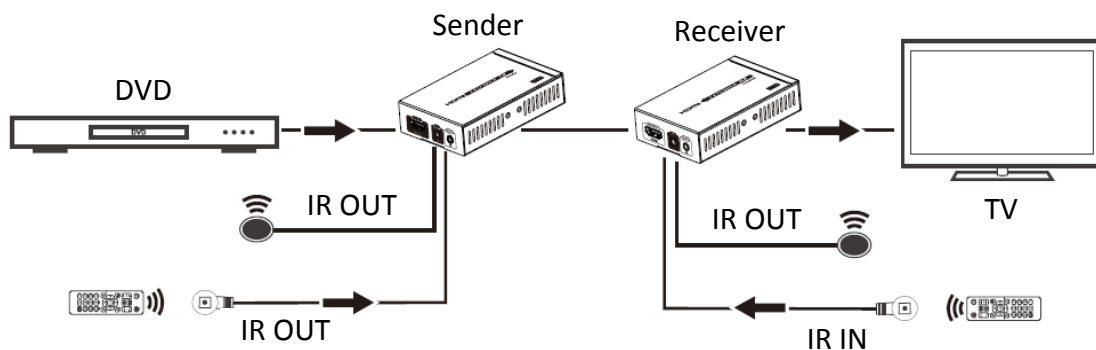
- ① It is lighting on with power on.
- ② It is lighting on when TX and RX are well connected.
- ③ It is lighting on when RX's HDMI OUT connects with HDMI display device and has HDMI signal output.

6. Installation procedures

6.1. To make a Cat5e/6 network cable Follow the standard of IEEE-568B

1. White and orange
2. Orange
3. White and green
4. Blue
5. White and blue
6. Green
7. White and brown
8. Brown

6.2. Connections



6.3. Bi-directional IR pass back

- It supports bi-directional IR pass back. User can control DVD at TX end and control TV at RX end.
- If control at RX end, please connect IR blaster extension cable with IR OUT of TX and connect IR receiver extension cable with IR IN of RX. If control at TX end, please connect IR receiver extension cable with IR IN of TX and connect IR blaster extension cable with IR OUT of RX.

6.4. FAQ

Q: No image output?

A: Check the led indicator status to make sure all connections is good and stable.

Q: Signal led "3" is flashing but no image output?

A: Check if the HDMI display device has been switched to the right HDMI input channel.

Q: Signal led "2" is flashing but "3" light is off?

A: Check whether the TX's HDMI IN has signal input and make sure RX's HDMI OUT is well connected with HDMI display.



7. Specification

Items	Specifications		
70m HDBaseT™ extender			
HDMI signal	4Kx2K, compatible with HDCP, support CEC and 24bits deep color		
Resolution Supported	480i/480P/576i/576P/720P/1080i/1080P/3D/4Kx2K		
Audio	LPCM, DTS Digital, Dolby Digital		
Network cable	CAT5E/CAT6/CAT6A/CAT7		
Transmission length	CAT5E/CAT6	60m	UP to 1080P@60Hz 36bpp
		35m	1080p@60Hz 48bpp, 1080p@60Hz 3D, 4Kx2K@30Hz/60Hz video formats
	CAT6A/CAT7	70m	UP to 1080P@60Hz 36bpp
		40m	1080p@60Hz 48bpp, 1080p@60Hz 3D, 4Kx2K@30Hz/60Hz video formats
Infrared back	Support 20~60kHz wide frequency devices and Bi-directional IR transmission		
Power supply	DC12V/2A *1pcs		
Power consumption	< 8W		
Product dimension	98.5 (L) x 66.5 (W) x 23 (H) mm *2pcs		
Enclosure material	Metal		
Color	black		

This is a Class A product. In home environment, this product may cause radio interference. In this case, the user may be required to take appropriate measures.

Hereby Assmann Electronic GmbH, declares that the Declaration of Conformity is part of the shipping content. If the Declaration of Conformity is missing, you can request it by post under the below mentioned manufacturer address.

www.assmann.com

Assmann Electronic GmbH
 Auf dem Schüffel 3
 58513 Lüdenscheid
 Germany

